

# How do I register for an event?

## 119th Annual Meeting & Expo

Wednesday, April 26, 2017  
to Friday, April 28, 2017  
Category: Events

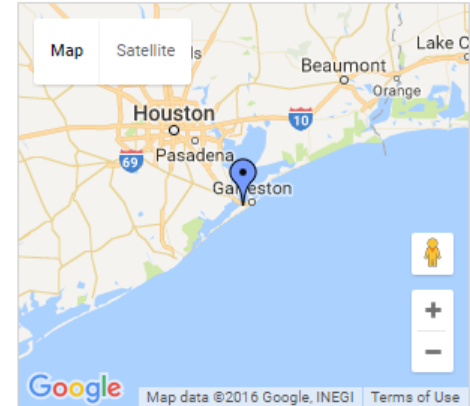
**Moody Gardens Hotel**  
7 Hope Blvd  
Galveston Texas, 77554  
USA

### Exhibitor Booth CLICK OPTION TO SELECT

[Exhibition Floorplan](#)  
Booths Soldout - email [megan@tgfa.com](mailto:megan@tgfa.com) for waitlist  
[Exhibitor Contract](#)

### Annual Meeting CLICK OPTION TO SELECT

Step 1: Click  [Register Here](#)  
“Register Here” [Sponsorship options](#)



### Hotel CLICK OPTION TO SELECT

[Book Hotel Room Online](#)  
Book Hotel Room by phone: Call (888) 388-8484  
*Group ID: Texas Grain and Feed Association Group Code: txgf42017*  
\$159/night group rate - Free Parking  
Book by April 4, 2017

### Transportation

Event Section

Step 2: Are you registering yourself?  
Click here

Register for this event below. If registering for someone, please choose "Register Linked Profile" or "Register Guest."

Are you registering someone else? Click here and go to step 4.

Step 2: Fill out your information.

Event Section

Register for this event below. If registering for someone, please choose "Register Linked Profile" or "Register Guest."

▼ Megan Giles (Self) Cancel

Registrant Name\*  
Ms. Megan Middle Name Giles

Email  
Primary Email  
megan@tgfa.com

Organization\*  
Texas Grain and Feed Association

Address  
Mailing\*  
1701 River Run Ste 802  
Line 2  
Fort Worth Texas 76107  
United States

Register Here\*  
 Member - \$475.00  
 Spouse - \$300.00  
 Additional Employee - \$380.00

Spouse\*  
Romeo

Golf Registration  
 Golfer - \$125.00

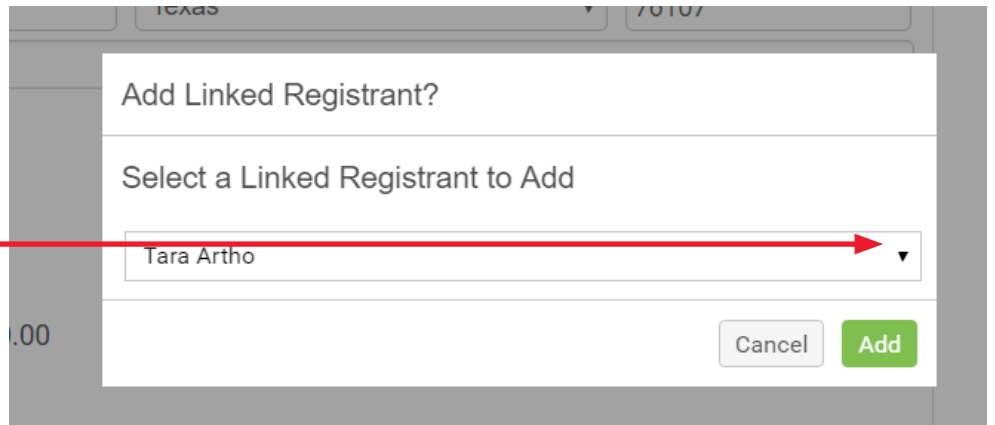
Clay Shoot Registration  
 Gunman - \$125.00

Step 3: Select registration type.

Bringing your spouse?  
Click here and fill out the name

Step 4: Registering a coworker? Click here

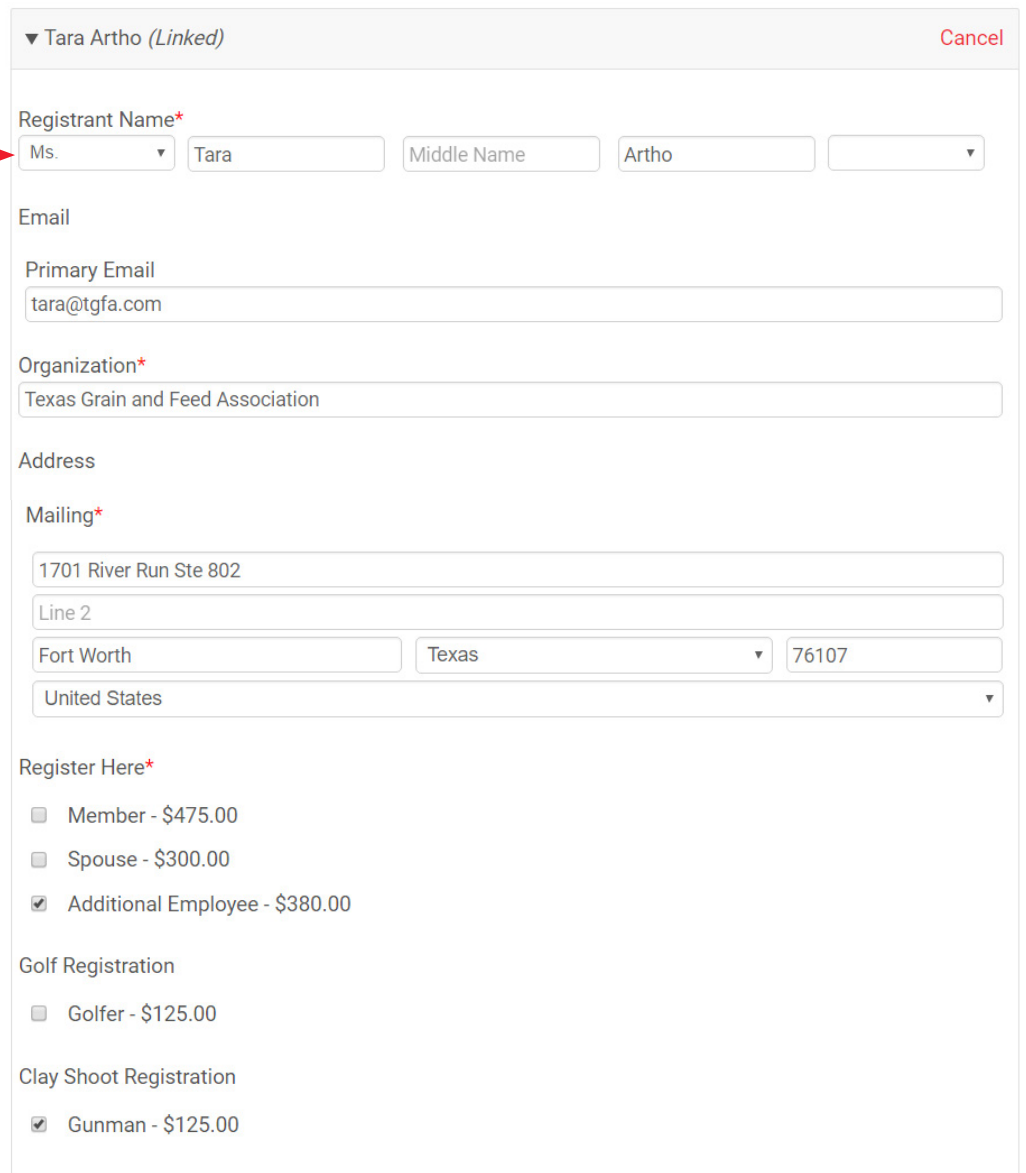
Step 5: Select a name from the dropdown and click "Add" button



A dialog box titled "Add Linked Registrant?". Below the title is the instruction "Select a Linked Registrant to Add". A dropdown menu is open, showing "Tara Artho" as the selected option. At the bottom right of the dialog are two buttons: "Cancel" and "Add".

Don't see the person you need?  
Email rae@tgfa.com

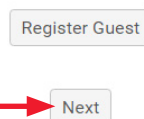
Step 6: Fill out information



A form for adding a linked registrant, titled "Tara Artho (Linked)". The form contains the following fields and options:

- Registrant Name\***: A dropdown menu with "Ms." selected, followed by text input fields for "Tara", "Middle Name", and "Artho".
- Email**: A text input field for "Primary Email" containing "tara@tgfa.com".
- Organization\***: A text input field containing "Texas Grain and Feed Association".
- Address**: A section containing:
  - Mailing\***: Text input fields for "1701 River Run Ste 802", "Line 2", "Fort Worth", "Texas", "76107", and a dropdown menu for "United States".
- Register Here\***: A list of registration options with checkboxes:
  - Member - \$475.00
  - Spouse - \$300.00
  - Additional Employee - \$380.00
- Golf Registration**:  Golfer - \$125.00
- Clay Shoot Registration**:  Gunman - \$125.00

Step 7: When done with all registrants click "Next" button



Two buttons are shown: "Register Guest" and "Next". A red arrow points from the text "Next" button" to the "Next" button.

## Payment

---

**Total: \$1,280.00**

How would you like to pay?

Invoice me 

## Invoice

---

Invoice Email

megan@tgfa.com

Previous

Pay Later

Step 8: Select how you'd like to pay

Pay Now: pay with credit card now

Invoice Me: an invoice will be emailed to you and you can mail in a check

# Step 9: Come to the event!